



June, 2022

# Proposed CAP Strategic Plans (CSPs)

## Key facts and figures

*The document relies solely on information provided by the 27 Member States in their submitted CSPs – altogether 28 with two CSPs from Belgium (BE-Wallonia and BE-Flanders) before Observations Letters from the Commission were sent. It outlines summary information on selected proposed elements of the Plans regarding support with CAP funding focusing on factual information without appraisal. The information should not be considered approved by the Commission. It is not always exhaustive due to missing information in some CSP proposals. Financial data in this document stems from the overview table as provided by Member States. Inconsistencies exist in some cases between the overview financial table and data provided in the "interventions" part in the proposed Plans.*

# 1. AN ECONOMICALLY SUSTAINABLE AND FAIRER CAP

## *Active farmer and other conditions for receiving income support*

- Setting an **active farmer definition**: the main criterion used by the Member States in their CSPs is the inclusion in official registers (social security, farm register, VAT);
- **10** CSPs (ES, BE-WA, FR for outmost regions only, HR, HU, LT, MT, PL, RO, SI) opt for a negative list but the majority of them wrongly use it as a main criterion, rather than as a complementary tool to identify non-active farmers. **20** CSPs (AT, BE-WA, BG, CY, DE, EL, ES, FI, HR, HU, IT, LT, LV, NL, PL, PT, RO, SE, SI, SK) set an exemption threshold to consider active farmers all those who did not receive direct payments exceeding a certain amount for the previous year, mostly at EUR 5 000;
- **10** Member States (BG, CY, CZ, DK, EE, HU, IE, LU, PT<sup>1</sup>, SE) propose to base the active farmer provision on minimum area or on certain livestock-related requirements;
- Decisions about **minimum requirements for receiving direct payments** vary although most Member States have set both an area and a financial threshold between 0.3 and 4 hectares while financial thresholds range between EUR 100 and 500. **9** CSPs (BE-FL, EL, ES, FI, FR, IE, IT, LU, NL) only opt for the financial threshold;
- Most Member States do not provide a justification based on reduction of administrative burden and contribution to CAP objective to provide viable farm income.

## *Focus on redistribution and Complementary Redistributive Income Support for Sustainability (CRISS)*

- More than **10% of total direct payments** is planned globally in submitted plans for **the CRISS** and the intervention is proposed to be implemented in **all Member States but DK, MT and SE**;
- **16** CSPs set the indicator target on **redistribution to smaller and medium farmers** above 100 (DK, FI, LV, LT, HU, CZ, FR, AT, IE, PT, ES, NL, SK, DE, BE-WA, BG) and of them, **12** Member States show an increasing trend (DK, FI, LV, HU, CZ, AT, IE, PT, NL, SK, DE, BG);
- **21** CSPs aim to use the required 10% or more of the direct payment envelope for CRISS (LT, HU, CY, PL, EL, HR, CZ, IT, RO, FR, AT, IE, PT, LU, ES, NL, SK, DE, BE-FL, BE-WA,

---

<sup>1</sup> PT based the payment entitlements on this requirement

BG) out of which **9** CSPs (LT, PL, HR, CZ, AT, LU, SK, DE, BE-WA) plan more than 10% (the highest share is 23% in CZ);

- **7** Member States (DK, FI, SE, MT, SI, EE, LV) request a derogation from the 10% ring-fencing requirement out of which **3** Member States (DK, SE, MT) do not intend to apply CRISS at all and 4 Member States (DK, EE, FI, MT) which do not plan to use capping or degressivity;
- **8** Member States foresee two or more ranges of hectares with two different unit amounts (AT, DE, ES, HU, LT, LU, LV, SK) and **3** Member States foresee differentiated unit amounts by groups of territories (ES, EL, AT).

### *Capping and degressivity*

- **12 CSPs provide for capping and/or degressivity:**
  - **5** CSPs apply both capping and degressivity (IE, ES, SK, BE-FL, BE-WA)
  - **4** Member States foresee only capping (LV, LT, AT, BG);
  - **3** Member States provide for degressivity only (PT, SI, SE);
- **5** Member States (LT, ES, SK, LV, BG) will use the possibility to **subtract the labour costs** before applying capping and/or degressivity.

### *Internal convergence*

- **11** Member States (DE, AT, DK, EL, FI, LU, MT, NL, PT, SE, SI) currently applying payment entitlements have decided to abolish them with:
  - DE, AT, DK, FI, MT, NL, SE, SI in 2023;
  - EL and PT in 2026;
  - LU in 2027;
- For Member States continuing to apply payment entitlements:
  - **5** Member States in **6** CSPs propose to reach the minimum required level of internal convergence of 85% by 2026 (BE-FL, BE-WA, FR, HR, IE, IT).

### *Basic Income Support for Sustainability (BISS)*

- **6** Member States decided to territorialize the BISS (AT, EL, ES, FI, LV, FR);
- At EU level, the total BISS allocation amounts to slightly more than 50% of the direct payments envelope, with allocations ranging from 31% to 75%.

### *Payment for small farmers*

- **5** Member States (MT, LV, CZ, PT, BG) plan to implement the simplified payment for small farms with 4 applying a lump sum and 1 a payment per hectare (CZ);
- The indicative allocations range from 0.3% to 9% of the direct payments envelope.

## **Coupled Income Support (CIS)**

- **All** Member States, except one (NL), plan to implement CIS;
- **20** CSPs (MT, BE-WA, PT, FI, HU, PL, HR, CZ, LV, LT, SK, SI, BG, RO, ES, FR, SE, EE, EL, LU) plan implementation above 10% of the direct payments and mostly close to their ceiling, **3** CSP (IT, CY, BE-FL) plan about 10% and **4** Member States (DK, AT, DE, IE) below 5% of their direct payments envelopes;
- Support is targeted mainly on livestock (beef & veal, sheepmeat and goatmeat, milk and milk products) with a budget share of approximately 70% of the overall budget CIS allocations in the Member States. Except the NL and IE, all EU Member States plan CIS for the livestock sector;
- Limitations on stock density and other specific criteria in the livestock sector are proposed **in few** Member States (i.e. LU, FR, BE);
- **19** CSPs include CIS for legumes/protein crops with a budget share of 14% of the overall CIS financial allocation in those Member States (BE-WA, BG, HR, CZ, FR, EL, HU, IE, IT, LV, LT, LU, PL, PT, RO, SK, SI, ES, FI);
- The other main sectors supported by CIS are the fruit and vegetables sector with **18** Member States (BG, HR, CY, CZ, EE, FR, EL, HU, IT, LV, LT, LU, MT, PL, PT, RO, SK, ES) with close to 5% of the overall budget CIS allocations in the Member States), sugar beet (3.8%/10 Member States: HR, CZ, EL, HU, IT, LT, PL, RO, SK, ES), rice (2.6%/7 Member States: FR, EL, HU, IT, PT, RO, ES) and other cereals (3.4%/6 Member States: EE, FR, EL, IT, LV, PT).

## **Risk management**

- **13** Member States (DE, EE, FR, HR, HU, IT, LT, LV, NL, PL, PT, RO, SK) plan to use risk management tools and propose a total of 25 interventions, out of which **15** insurance premia schemes (at least one for all 14 Member States), **7** mutual funds support schemes (BG, FR, HU, IT, LT, PL, RO), and **2** other risk management schemes (IT, RO);
- **7** Member States propose support for insurance premia only (DE, EE, HR, LV, NL, PT, SK), **7** Member States propose a combination of support to insurance premia as well as mutual funds or other risk management tools (BG, FR, HU, IT, LT, PL, RO);
- **3** Member States assign funds from the direct payments envelope to risk management (BG: 1.5%, IT: 3.0%, RO: 3.0%).

### *Sectoral interventions in other sectors and positioning of the farmers*

- **24** Member States plan sectoral interventions only in the fruit and vegetables sector (F&V), **3** Member States (EE, LU, MT) do not plan sectoral interventions in the F&V sector as they do not have any recognized producer organizations in these sectors;
- **All** Member States plan sectoral interventions in the apiculture sector, **3** Member States in the olive oil and table olives sector (ES, FR, IT) and **16** Member States in the wine sector; As regards the olive oil and table olive sector, ES proposes an intervention for “traditional” olive groves under ‘other’ sector;
- In the wine sector, 4 types of interventions **have not been** proposed by Member States (i.e. investments in innovation, advisory services, improving market knowledge by interbranch organisations and setting-up of mutual funds).

Several Member States also propose to implement sectoral interventions for ‘other’ sectors: BG - Milk and milk products, CZ - eggs, potatoes, ornamental plants, LV -multiple sectors under one intervention, IT - potatoes, SK - potatoes, milk and milk products, pigmeat, sheepmeat and goatmeat, ES - traditional olive groves.

### *Support to areas with natural constraints and disadvantages*

- **23** Member States (IE, IT, HR, EL, CY, PT, AT, ES, MT, SI, PL, SE, DK, FR, FI, LT, LU, CZ, DE, SK, BG, RO, BE) plan payments for natural or other area-specific constraints, representing around 17% of the total EAFRD envelopes of Member States;
- **14** CSPs (PT, LV, LT, HR, ES, EE, DK, HU, DE, CY, BG, BE-WA, IT, LU) plan payments for Natura 2000 and/or Water Framework Directive requirements in the range from 1% to 9%, representing around 0.8% of the total EAFRD envelopes of Member States on EU level.



## 2. AN ENVIRONMENTALLY SUSTAINABLE AND GREENER CAP

### *Conditionality*

#### *GAEC standard 2 (peatlands/wetlands)*

- **9** Member States in 10 CSPs plan to apply the standard in 2023 (AT, BE-FL, BE-WA, DE, DK, LU, NL, FI, SE, RO), while **16 Member States request a derogation** (4 Member States until 2024 (IE, FR, LT, SI) and the remaining 12 until 2025 (BG, CZ, EE, EL, ES, HR, IT, LV, HU, PL, PT, SK). **2** Member States (MT and CY) did not provide the required information.

#### *GAEC standard 4 (establishment of buffer strips along water courses)*

- **24** Member States foresee a minimum width of **3 meter or above** (AT, BE-FL, BE-WA, BG, CZ, CY, DE, DK, IE, ES, EL, FR, HR, IT, LT, LV, LU, HU, MT, PL, RO, SI, SK, FI, PT), out of which **2** Member States plan a minimum width of 10 meter (CY, LV). **3** Member States set a minimum width of buffer strips below 3 meters (EE, NL and SE).

#### *GAEC standard 7 (crop rotation)*

- **11** Member States do not foresee derogations from the crop rotation requirement (CZ, DE, HR, IT, CY, LT, MT, NL, RO, SI, SK);
- **8** Member States propose to apply the crop diversification derogation in their whole territory (AT, BG, FR, LV, LU, PL, FI, SE);
- **8** Member States propose a combination of both or alternatives (BE-FL, BE-WA, DK, EE, EL, ES, HU, IE, PT).

#### *GAEC standard 8 (non – productive areas and features)*

- **25** Member States are offering farmers the **“basic” option** (4% of arable land) (except CZ and HU);
- **14** CSPs are offering the **“eco-scheme top-up”** option (BE-WA, BG, EE, EL, ES, HR, LT, NL, PL, PT, SI, DK, LU, RO) and **16** Member States are offering the option including **catch crops or nitrogen-fixing crops** (BE-FL, BE-WA, BG, CZ, EE, EL, ES, HR, HU, LT, NL, PL, PT, SI, FR, CY, SK);
- **11** CSPs foresee all three options (BE-WA, BG, EE, EL, ES, HR, LT, NL, PL, PT, SI);
- **25** CSPs apply exemptions to GAEC 8 (AT, BE-FL, BE-WA, BG, CZ, DE, EE, EL, ES, FR, HR, IT, CY, LV, LT, LU, HU, MT, PL, PT, RO, SI, SK, FI, SE).

## Relevant definitions

- **11** CSPs include additional landscape features<sup>2</sup> in the eligible area (BE-WA, BG, DE, DK, ES, FR, IE, PL, PT, SE, SK).

## Eco-schemes

- An eco-scheme budget allocation above the minimum requirement of 25%<sup>3</sup> is planned in **10** CSPs (BE-WA, CZ, EE, EL, IT, LV, NL, PT, RO, SK);
- **8** Member States propose to use the rebate mechanism (AT, CY, DE, DK, ES, FI, SE, SI);
- Taken together, the submitted CSPs foresee **184 different eco-schemes**. Around 30% are based on payments additional to BISS (article 31(7)(a)). Some CSPs foresee eco-schemes based only on compensatory payments;
- **4** Member States (FR, HU, IE, NL) opt for one single eco-scheme covering a range of practices while the majority of Member States proposes several eco-schemes. **6** Member States envisage an eco-scheme with multiple commitments covering the whole farm (all types of agricultural area) (CZ, FR, HU, IE, NL, SK). Including the practices designed under these 6 “whole farm” eco-schemes, there are a total of **256 practices** under the eco-schemes;
- The **practices proposed include** inter alia soil conservation, preserving landscape features and non - productive areas, biodiversity, carbon farming, integrated pest management (IPM) and pesticides management, permanent pastures – extensification and maintenance, animal welfare, and nutrient management (including precision farming).

## Green interventions in EAFRD

- The minimum ring-fencing requirement<sup>4</sup> for environment and climate is planned in all submitted plans with **2** which need to complement further to the minimum (BG and PL), with **9** CPSs envisaging minimum allocation in the range of 35% to 45% (EE, EL, FR, HR, NL, RO, LT, IT, ES); **8** CSPs – in the range of 45% to 55% (MT, SK, SI, PT, FI, DE, CY, BE-FL) and another **9** CPS planning to ring-fence more than 56% (CZ, AT, DK, HU, IE, LU, LV, SE, BE-WA)<sup>5</sup>;
- A total of **286** agri-environment and climate management commitment interventions are planned, including support for organic farming and genetic resources, with a high variety of supported practices.

---

<sup>2</sup> Landscape features, which are not under GAEC 8 (the latter are part of eligible hectare by definition).

<sup>3</sup> At least 25% of Annex IX CAP SPR

<sup>4</sup> At least 35% of Annex XI CAP SPR

<sup>5</sup> Relevant allocation to environmental spending is subject to assessment in view of the proposed intervention scope

### *Focus on biodiversity*

- Of those Member States which have set a target for **preserving habitats and species** (R31), **11** have set a target to cover **0% – 20%** of utilized agricultural area (UAA), **5** have set a target of **21%- 40%**, and **7** have set a target of **41% or more**;
- Of those Member States which have set a target for **preserving landscape features** (R34), **15** have set a target to aim at **0%-10%** of UAA, **2** have set a target of **11%-40%**, and **2** have set a target of **41% or more**;
- The Member States so far have proposed one or more eco-schemes addressing the following main issues **related to biodiversity**: “biodiversity” including landscape features/non-productive areas (All Member States except AT, RO and SE), pesticide/pest management (**11** Member States: BE-FL, BE-WA, BG, CY, DE, EE, HU, LU, MT, NL, PL, PT), nutrient management (**12** Member States: BG, CY, DK, FI, HR, HU, IE, LU, LV, PL, SI, SK), extensive farming on permanent grassland (**12** Member States: BE-FL, BE-WA, BG, DE, ES, HR, IE, LT, LV, NL, PL, SI, SK ), organic farming (**12** CSPs: BE-FL, BG, DK, EE, EL, FR, LT, LV, NL, PL, PT, SE);
- Agri-environment management commitments planned for biodiversity include those that address pesticides, support Integrated Pest Management, preservation and restoration of grasslands and high nature value farming ecosystems, targeted species and habitat restoration actions. There is a high degree of variability on links with the prioritized action Framework for Habitats and Birds.

### *Focus on climate*

- **21** Member States (BE-FL, BE-WA, BG, CZ, DE, DK, EE, IE, EL, ES, FR, HR, LV, LU, HU, NL, AT, PT, RO, SI, SK, FI,) have set the target for **carbon storage in soil & biomass** (R 14): in these Member States, the target values range from 2% to 86%, with half of them targeting more than 30% of the utilized agricultural area (UAA);
- **9** CSPs (BE-FL, IE, EL, LV, LU, AT, PT, SK, FI) set targets, ranging from less than 1% to 60% of livestock units under commitments for ammonia or GHG reductions (R13);
- Almost all submitted Plans (24, except CY, IT, LT and SE) set targets ranging from 7% to 86% of UAA in relation to soil protection (R19);
- **19** CSPs in 19 Member States (BE-FL, BE-WA, BG, CZ, DK, DE, EL, ES, FR, HR, HU, MT, AT, PL, PT, RO, SI, SK, FI) set targets in relation to adaptation, to cover from 0.02% to 74% of UAA in relation to climate adaptation (R12);
- **8** Member States (BG, EL, FR, HU, NL, PL, PT, SK) set their targeted result in regards to water use and water balance and these ranged from 0.7% to 10% of UAA (R23);
- **12** CSPs (BE-FL, EE, IE, EL, ES, HR, HU, MT, PT, SI, SK, FI) planned to achieve production of renewable energy in the range of 1 to 4404 MW, depending but not necessarily on the size of Member States (R15).



## Support to organic farming

- **All** Member States express a certain growth ambition for organic farming, both in terms of increasing area farmed organically and in terms of area supported by the CAP;
- **25** Member States set their expected target to increase organic area with CAP support (no target for supported area set from CY and IT). **16** CSPs aim at supporting more than 10 % of organic area with CAP funding, with 3 out of those, targeting above 20 % (EE, LU, CZ);
- Support is planned to be granted either under eco-schemes (**12** CSPs – BE-FL, BG, DK, EE, EL, FR, LT, LV, NL, PL, PT, SE) and/or agri-environmental commitments (**22** CSPs: AT, BE-FL, BE-WA, BG, CY, CZ, DE, EL, ES, FI, FR, HR, HU, IE, IT, LT, LU, LV, PT, RO, SI, SK), with **7** CSPs (BE-FL, BG, EL, FR, LT, LV, PT) planning support under both instruments, mainly differentiated for conversion to, and maintenance of organic farming.



## Support to multifunctional and sustainable forest management

- Most Member States (except 5: FI, IE, LU, NL, SE) foresee support for forestry, including an increase of the forest or wooded areas (agroforestry), support for the sustainable management of existing forest areas and the relevant investments;
- Around half of Member States set their target in the proposed submissions for support of afforested land, including agroforestry (R17) ranging from some 250 ha to some 390,000 ha;
- Fewer than half of the countries defined their proposed targets for sustainable forest management (R30), with values ranging from 0.2% to 3.5%.



# 3. A SOCIALLY SUSTAINABLE CAP FOR VIBRANT RURAL AREAS

## *Generational renewal and support to young farmers*


- Complementary income support for young farmers (CISYF) is planned by **25** Member States (except DK, PT). Installation aid is planned by **26** Member States (all but IE);
- **6** Member States (CY, CZ, FR, NL, PT, SK) propose to grant support for investments with higher rates within intervention exclusively for young farmers. More Member States include higher support rates for young farmers within general investment intervention;
- Cooperation for generational renewal is planned by **6** Member States (FR, IT, HU, NL, IE, ES).

## *LEADER*

- **20** CSPs have planned shares above the minimum requirement of 5% of the EAFRD envelope (BE-FL, BG, CY, DE, DK, EE, EL, ES, FI, HR, LU, LT, LV, MT, PL, PT, RO, SE, SI, SK) , with some Member States going above 10% (DE, EE, ES). The average minimum allocation is 7%. The majority of the CAP strategic plans address social-economic needs of rural mainly through LEADER-related interventions;
- **4** CSPs (AT, BE-WA, FR, IE) allocate exactly the required 5%;
- **4** CSPs do not reach exactly the minimum threshold of 5% of the adjusted EAFRD envelope (CZ, HU, IT, NL).

## *Social conditionality*

- **3** Member States will activate **social conditionality** already in 2023 (FR, IT, AT) and **2** Member States (ES and PT) will activate it in **2024**;
- **6** Member States have not provided the start date (CY, DE, EL, LU, MT, SE);
- **All other** Member States plan application of social conditionality as of 2025.



## *Animal Welfare and Anti-microbial resistance (AMR)*

- The majority of Member States do not plan specific interventions targeting antimicrobial reduction. Reductions are expected to be achieved through actions on animal welfare or organic farming, or by efforts outside of the CAP;
- **9** Member States have included the relevant AMR result indicator in their CSP (BG, CZ, LV, EE, EL, FI, PT, SK, BE-FL, BE-WA) while **6** Member States did not establish any result indicator target for Animal welfare (CY, RO, DK, IT, NL, MT);
- **8** CSPs planned interventions for animal welfare under eco-schemes that contribute to R.44 (AT, CY, IT, LT, PL, PT, RO, SK). In addition, eco-schemes planned to support organic livestock farming (BG, EE) and some eco-schemes to support extensive management of permanent grassland also contribute to animal welfare;
- **20** CSPs (AT, BE-FL, BE-WA, BG, EE, FI, FR, DE, EL, HU, IE, IT, LV, LT, LU, NL, PT, SK, SL, ES) embedded improvements for animal welfare under farm investments;
- **23** CSPs (AT, BE-FL, BE-WA, BG, HR, CY, CZ, EE, FI, FR, DE, EL, HU, IE, IT, LV, LU, PT, RO, SK, SL, ES, SE) include plan animal welfare interventions under agri-environmental commitments.



## *Gender equality*

- **5** Member States (AT, DE, ES, IE, IT) propose interventions supporting rural women of which two (ES and IE) address in particular the objective to improve participation of women in farming.

## *Rural areas, support for basic services and non - agricultural activities*

- **Only 17** CSPs planned interventions for rural areas outside of LEADER (AT, BE-FL, BE-WA, BG, HR, CY, FI, FR, DE, HU, IT, LV, LT, MT, PT, RO, ES);
- **16** CSPs include support for the creation of jobs (AT, BE-FL, BE-WA, BG, CZ, DK, EE, EL, ES, FI, FR, HU, HR, PT, SI, SK) with **8** CSPs aiming to create more than 1000 new jobs (AT, BE-FL, BE-WA, CZ, DK, FR, EL, PT). For **10** CSPs information on targeted values is still missing (CY, DE, IE, IT, LV, LU, MT, NL, PL, RO);
- **15** Member States plan to support each the creation of 250 to more than 2000 **new businesses** (AT, BG, HR, CZ, FI, FR, HU, LV, PL, PT, RO, SK, SL, ES, SE);
- **14** CSPs (AT, BE-WA, BG, HR, CY, FI, FR, DE, HU, IT, MT, PT, RO, ES) include interventions for **infrastructure and basic services** while **17** CSPs (AT, BE-WA, BG, HR, CZ, EE, FI, FR, DE, HU, IT, LV, NL, RO, SI, ES, SE) planned interventions under rural development for **non-agricultural activities**;
- Member States in general **finance broadband** with funds outside the CAP (AT, EE, ES, FR, HR, IE, IT, PL, SE, LT, SI, LV, CZ, SK) with the remaining **14** CSPs, envisaging still some support for actions related to connectivity.

## *Knowledge exchange and innovation*

- **25** CSPs will use EAFRD funding to support interventions for knowledge exchange and dissemination of information (except for BE-WA, DK, LU);
- **24** CSPs include altogether the creation of more than 6 100 Operational groups for the next period.

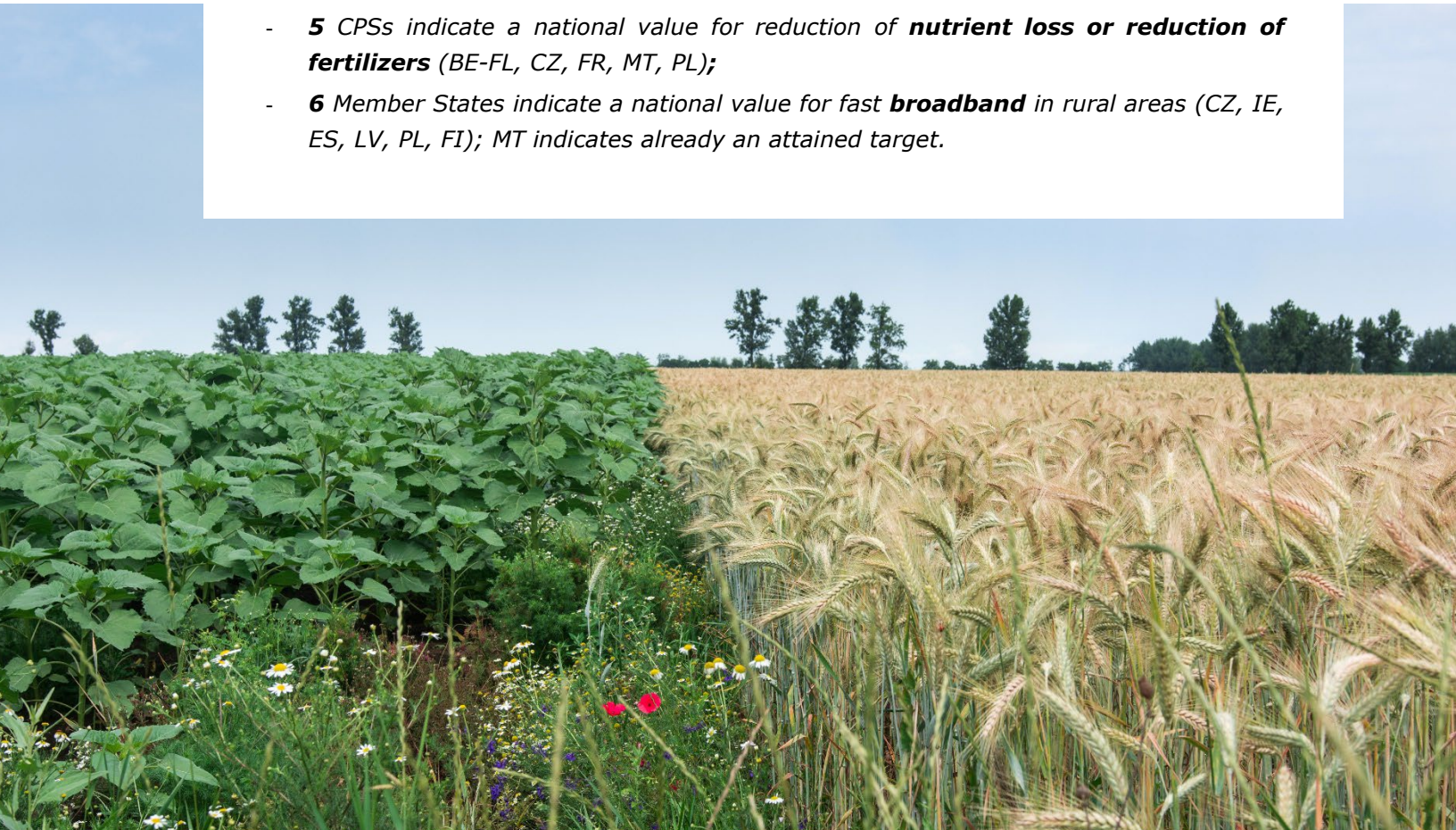


# 4. NATIONAL VALUES FOR GREEN DEAL TARGETS

- **24 Member States** provide a specific description on the contribution and consistency of their proposed CAP Strategic Plan to some or all of the Green Deal targets. 2 Member States did not provide such information (EE and SE); **24 Member States** provide **one or more** quantitative national values for the Green Deal impact target indicator in the relevant part or annex of the Plan or associated with the Plan documents for 2030 or other relevant period. Such values are to be achieved through CAP funding and other means:



- **21** CSPs indicate a national value for **organic area** (except for BE-FL, EE, EL, NL, PT, RO, CY);
- **4** Member States indicate a national value for use **of antibiotics** (CZ, FR, MT, PL);
- **3** Member States indicate a national value for **high diversity landscape features** (AT, PL, MT) ;
- **5** Member States indicate a relevant or approximate national value for reduction of **use and risk of pesticides** (FR, HR, LV, MT, PL);
- **5** CPSs indicate a national value for reduction of **nutrient loss or reduction of fertilizers** (BE-FL, CZ, FR, MT, PL);
- **6** Member States indicate a national value for fast **broadband** in rural areas (CZ, IE, ES, LV, PL, FI); MT indicates already an attained target.



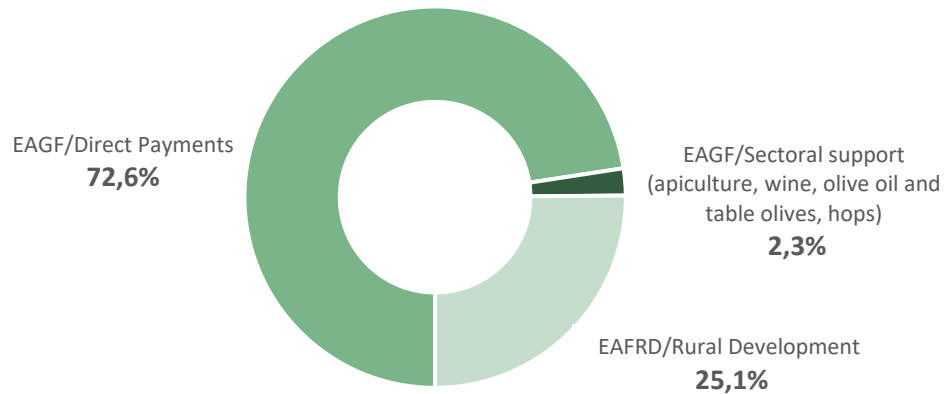
## 5. FINANCIAL CHOICES

- **14** CSPs proposed to make use of the flexibility mechanism to **transfer funds from pillar I to pillar II**<sup>6</sup> with the transfers ranging from 1 to 20 % (BE-FL, BG, CZ, DE, DK, EE, EL, ES, FR, IT, LV, NL, RO, SK);
- **7** Member States proposed to **transfer funds from pillar II to pillar I** with the transfers ranging from 1 to close to 30 % (BG, HR, HU, LU, MT, PL, PT);
- After proposed adjustments, **around 4.7%** of the initial EAFRD envelope is subject to a **transfer to EAGF**, whereas around **4.4%** of the initial EAGF envelope is subject to a transfer to EAFRD;
- Contribution rates chosen by Member States vary widely and range from the minimum rate of 20% of EU financing (i.e. 80 % of national financing) to the maximum 100% rate allowed;
- The lowest average contribution rate chosen for the four categories of regions as specified in the Strategic Plan Regulation is 20% in **1** Member State (LU), and the highest is 85% in **8** Member States (ES, FR, EL, LT, PT, RO, HR and LV);
- The lowest contribution rate chosen for payments for natural or others area-specific constraints is 20% in **1** Member State (LU) and the highest 65% in **11** Member States (CY, DE, DK, EE, ES, FR, EL, LT, MT, PL, PT);
- Some Member States do not plan to use the opportunity to set up higher specific rate for environmental payments. The rest of the Member States set specific rates; the lowest chosen rate is 25% in **1** Member State (LU) and the highest 80% is in **12** Member States (CY, DE, DK, EE, ES, EL, LT, MT, NL, PL, RO, SI);
- For Article 91(3)(c) transfers from 1<sup>st</sup> pillar, where a contribution rate up to 100% is allowed, several Member States do not set a specific rate. Other Member States (CZ, DE, DK, EE, FR, EL, LV, NL, RO) have set specific contribution rates: The lowest proposed co-financing rate is of 43% (DE, in one of the regional rates provided) and the highest is 100% (CZ, DE, DK, EE, FR, EL, LV, NL, RO).

---

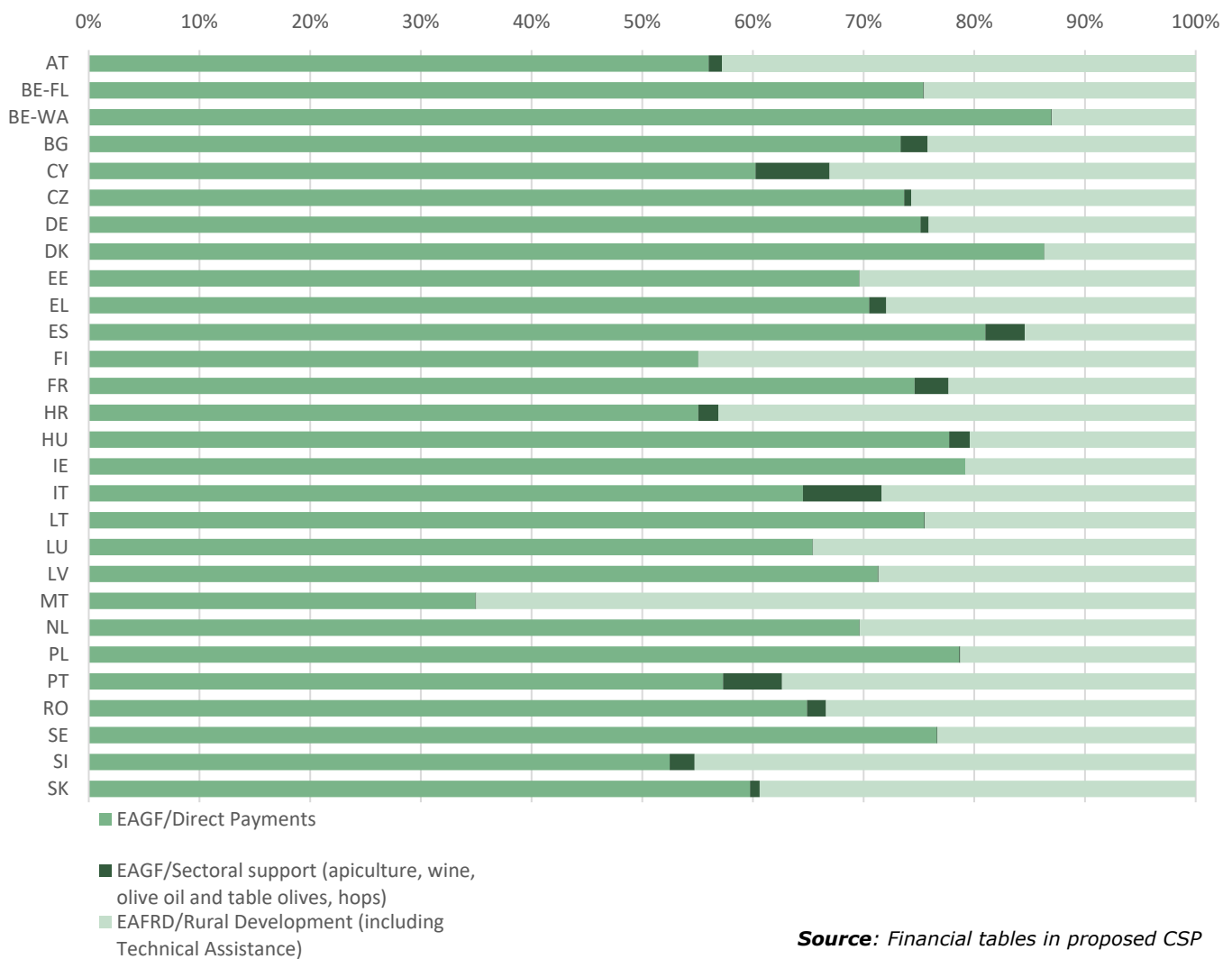
<sup>6</sup> Including transfers from calendar year 2022 to financial year 2023 and possible transfers of the estimated product of reduction resulting from capping.

**Figure 1:** Indicative and approximate cumulative distribution of the CAP funds proposed by Member States in draft CAP Strategic Plans (EU level)



**Source:** Financial tables in proposed CSPs

**Figure 2:** Indicative and approximate distribution of the CAP funds proposed by Member States in draft CAP Strategic Plans (per CSP)



**Source:** Financial tables in proposed CSP